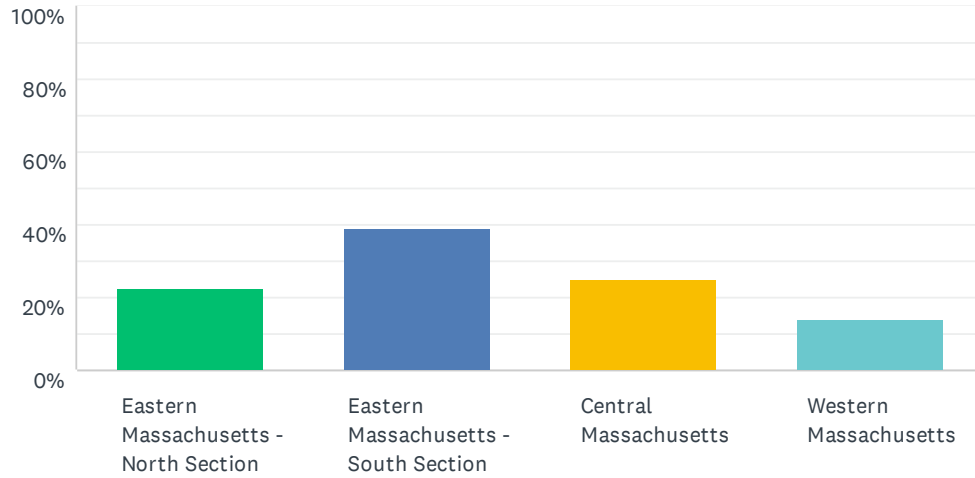


## Q1 What region are you located in?

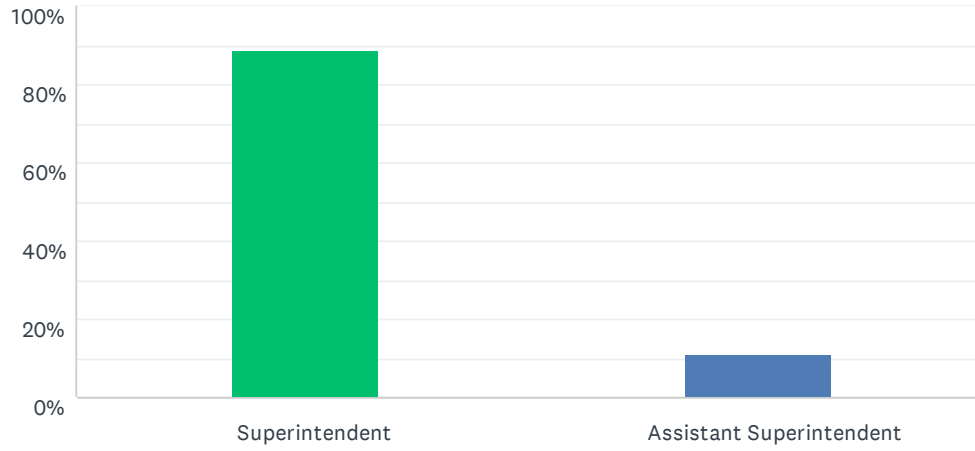
Answered: 116 Skipped: 0



ANSWER CHOICES	RESPONSES	
Eastern Massachusetts - North Section	22.41%	26
Eastern Massachusetts - South Section	38.79%	45
Central Massachusetts	25.00%	29
Western Massachusetts	13.79%	16
<b>TOTAL</b>		<b>116</b>

## Q2 What is your title?

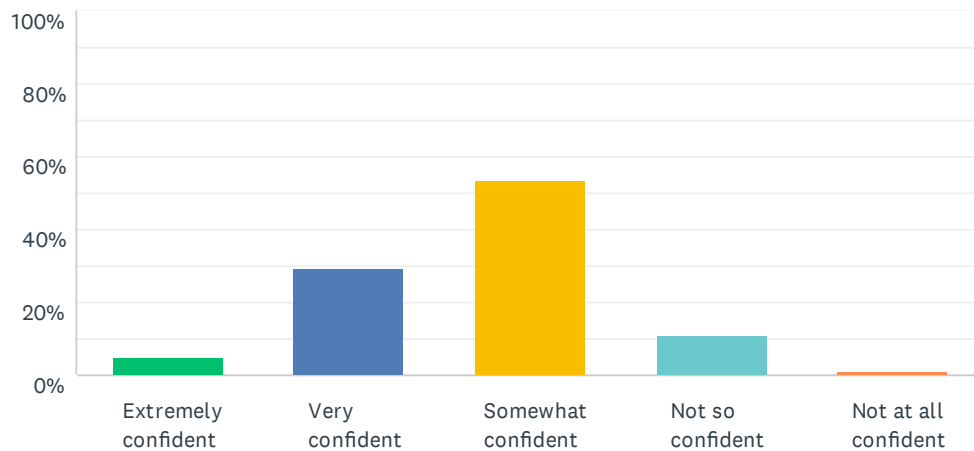
Answered: 116 Skipped: 0



ANSWER CHOICES	RESPONSES	
Superintendent	88.79%	103
Assistant Superintendent	11.21%	13
TOTAL		116

### Q3 Based on the current knowledge you have regarding the parameters by DESE, how confident are you with YOUR school's ability to open, as scheduled in the Fall?

Answered: 116 Skipped: 0



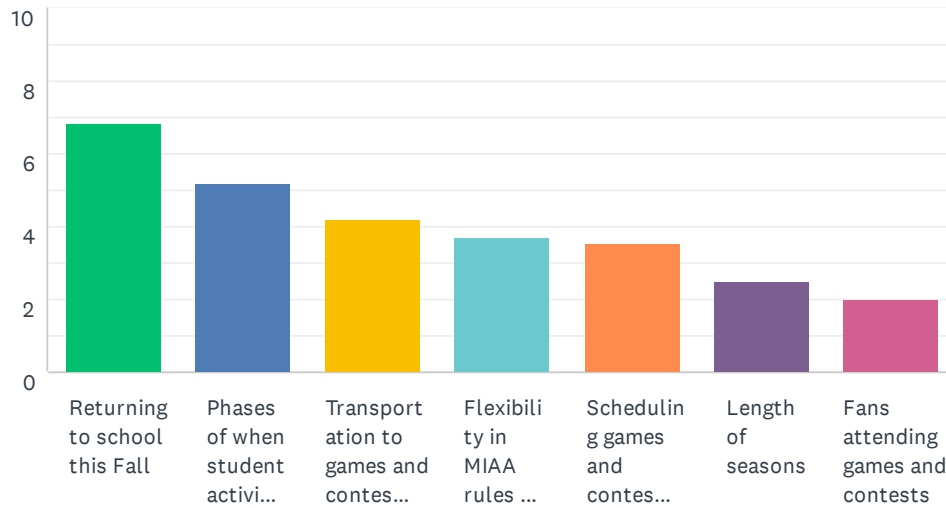
ANSWER CHOICES	RESPONSES	
Extremely confident	5.17%	6
Very confident	29.31%	34
Somewhat confident	53.45%	62
Not so confident	11.21%	13
Not at all confident	0.86%	1
<b>TOTAL</b>		<b>116</b>

**Q4 Briefly describe your greatest concern for the 2020-2021 school year related to COVID-19:**

Answered: 106 Skipped: 10

**Q5 OPERATIONS:** Regarding athletics, please rank the following in order of importance from 1 to 7 where 1 is the most important and 7 is least important.

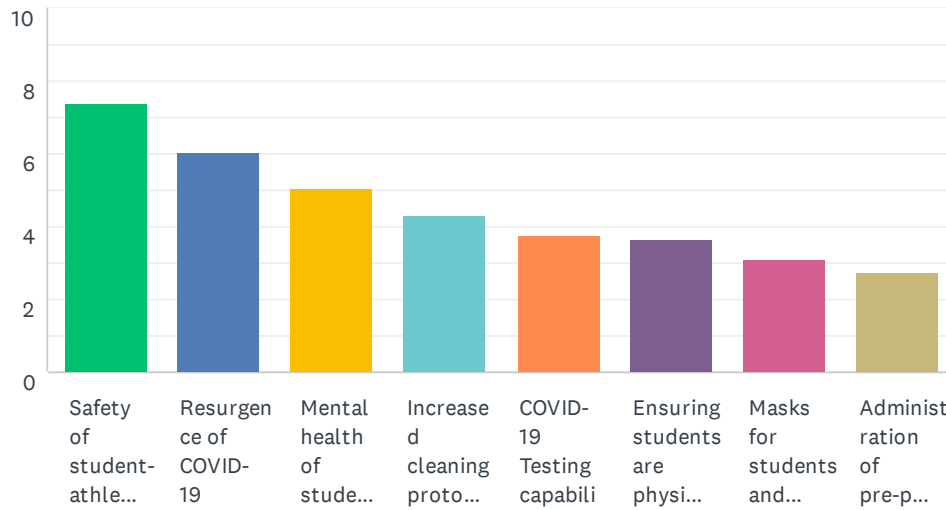
Answered: 116 Skipped: 0



	1	2	3	4	5	6	7	TOTAL	SCORE
Returning to school this Fall	93.10% 108	4.31% 5	0.00% 0	1.72% 2	0.00% 0	0.00% 0	0.86% 1	116	6.85
Phases of when student activity can occur	0.86% 1	51.72% 60	26.72% 31	10.34% 12	7.76% 9	2.59% 3	0.00% 0	116	5.20
Transportation to games and contests this Fall	2.59% 3	18.97% 22	22.41% 26	18.97% 22	26.72% 31	10.34% 12	0.00% 0	116	4.21
Flexibility in MIAA rules and DESE regulations	1.72% 2	13.79% 16	28.45% 33	12.93% 15	12.07% 14	16.38% 19	14.66% 17	116	3.72
Scheduling games and contests this Fall	1.72% 2	6.03% 7	13.79% 16	32.76% 38	25.00% 29	8.62% 10	12.07% 14	116	3.53
Length of seasons	0.00% 0	2.59% 3	5.17% 6	12.07% 14	18.10% 21	43.10% 50	18.97% 22	116	2.49
Fans attending games and contests	0.00% 0	2.59% 3	3.45% 4	11.21% 13	10.34% 12	18.97% 22	53.45% 62	116	2.00

## Q6 HEALTH & SAFETY: Regarding athletics, please rank the following in order of importance from 1 to 8 where 1 is most important and 8 is least important.

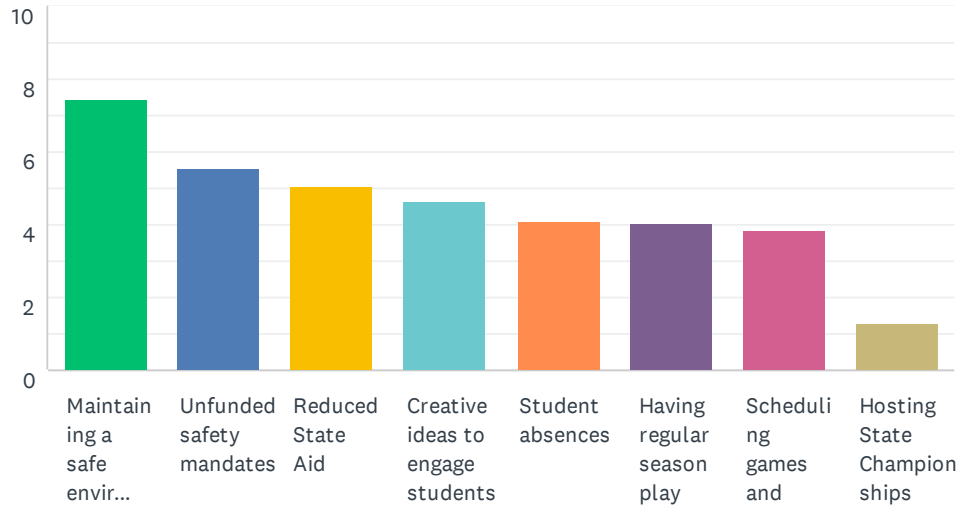
Answered: 116 Skipped: 0



	1	2	3	4	5	6	7	8	TOTAL	SCORE
Safety of student-athletes, coaches, and officials	73.28% 85	13.79% 16	5.17% 6	3.45% 4	1.72% 2	0.86% 1	0.00% 0	1.72% 2	116	7.42
Resurgence of COVID-19 virus this Fall	11.21% 13	44.83% 52	17.24% 20	11.21% 13	3.45% 4	5.17% 6	3.45% 4	3.45% 4	116	6.03
Mental health of student-athletes	7.76% 9	17.24% 20	19.83% 23	21.55% 25	9.48% 11	11.21% 13	8.62% 10	4.31% 5	116	5.03
Increased cleaning protocols for athletic facilities	0.86% 1	4.31% 5	23.28% 27	20.69% 24	18.97% 22	15.52% 18	9.48% 11	6.90% 8	116	4.28
COVID-19 Testing capability	3.45% 4	11.21% 13	12.93% 15	8.62% 10	14.66% 17	14.66% 17	10.34% 12	24.14% 28	116	3.74
Ensuring students are physically ready to return to athletic participation	2.59% 3	4.31% 5	10.34% 12	14.66% 17	22.41% 26	12.07% 14	19.83% 23	13.79% 16	116	3.66
Masks for students and coaches	0.86% 1	1.72% 2	6.90% 8	12.93% 15	18.10% 21	16.38% 19	20.69% 24	22.41% 26	116	3.10
Administration of pre-participation physical exams	0.00% 0	2.59% 3	4.31% 5	6.90% 8	11.21% 13	24.14% 28	27.59% 32	23.28% 27	116	2.74

**Q7 GENERAL: Regarding athletics, please rank the following in order of importance from 1 to 8 where 1 is most important and 8 is least important.**

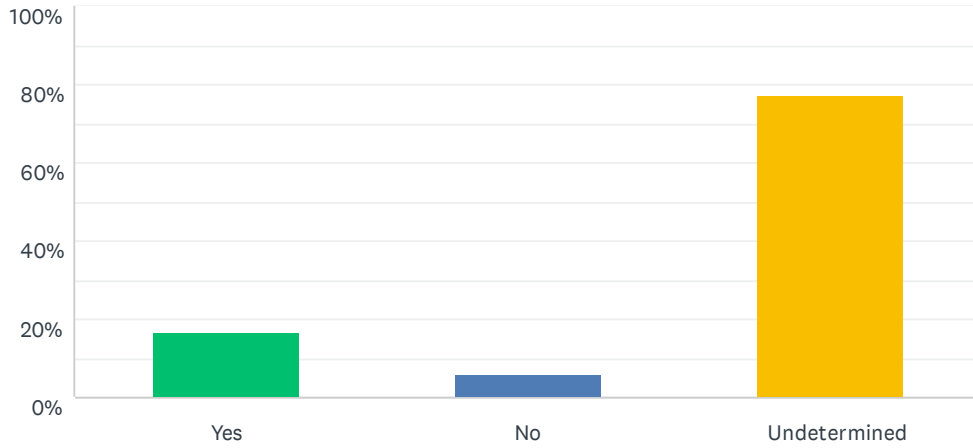
Answered: 116 Skipped: 0



	1	2	3	4	5	6	7	8	TOTAL	SCORE
Maintaining a safe environment	70.69% 82	12.93% 15	10.34% 12	4.31% 5	0.86% 1	0.86% 1	0.00% 0	0.00% 0	116	7.46
Unfunded safety mandates	11.21% 13	24.14% 28	25.00% 29	12.07% 14	10.34% 12	8.62% 10	8.62% 10	0.00% 0	116	5.53
Reduced State Aid	6.90% 8	20.69% 24	18.97% 22	16.38% 19	13.79% 16	11.21% 13	7.76% 9	4.31% 5	116	5.04
Creative ideas to engage students	1.72% 2	21.55% 25	12.07% 14	16.38% 19	23.28% 27	10.34% 12	8.62% 10	6.03% 7	116	4.66
Student absences	0.00% 0	4.31% 5	16.38% 19	22.41% 26	23.28% 27	12.07% 14	17.24% 20	4.31% 5	116	4.09
Having regular season play	6.90% 8	8.62% 10	6.03% 7	15.52% 18	12.93% 15	27.59% 32	19.83% 23	2.59% 3	116	4.06
Scheduling games and contests	2.59% 3	7.76% 9	11.21% 13	12.07% 14	15.52% 18	22.41% 26	26.72% 31	1.72% 2	116	3.87
Hosting State Championships	0.00% 0	0.00% 0	0.00% 0	0.86% 1	0.00% 0	6.90% 8	11.21% 13	81.03% 94	116	1.28

### Q8 Regarding athletics, is your school or district considering limitations on scheduling of interscholastic opponents to league or district schools only?

Answered: 115 Skipped: 1

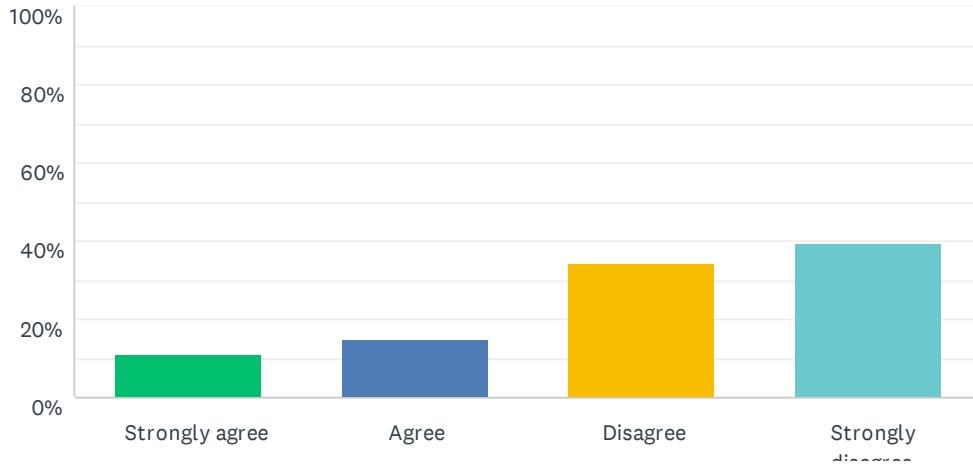


ANSWER CHOICES	RESPONSES	
Yes	16.52%	19
No	6.09%	7
Undetermined	77.39%	89
<b>TOTAL</b>		<b>115</b>



## Q9 Interscholastic athletics should be held even if schools are closed to in-person learning.

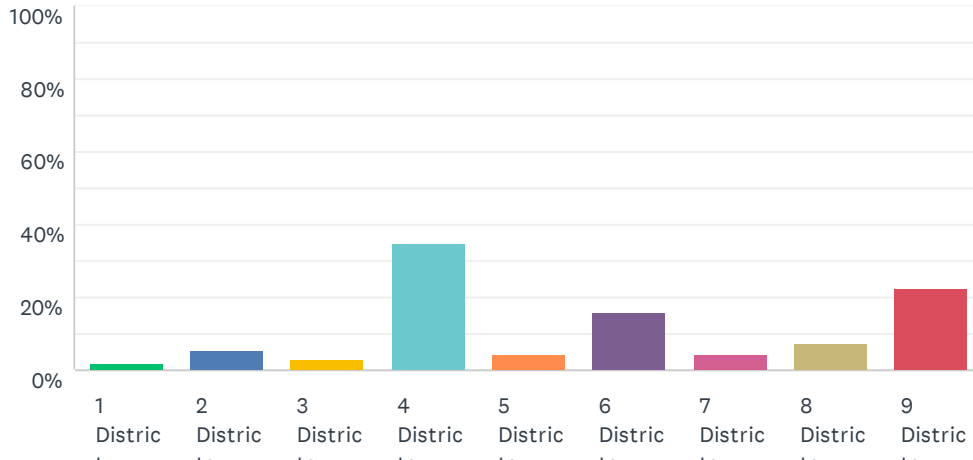
Answered: 116 Skipped: 0



ANSWER CHOICES	RESPONSES	
Strongly agree	11.21%	13
Agree	14.66%	17
Disagree	34.48%	40
Strongly disagree	39.66%	46
<b>TOTAL</b>		<b>116</b>

### Q10 If there are regional closings due to COVID-19, what do you feel is the minimum number of Districts needed to conduct MIAA post-season tournaments?

Answered: 94 Skipped: 22



ANSWER CHOICES	RESPONSES
1 District	2.13% 2
2 Districts	5.32% 5
3 Districts	3.19% 3
4 Districts	35.11% 33
5 Districts	4.26% 4
6 Districts	15.96% 15
7 Districts	4.26% 4
8 Districts	7.45% 7
9 Districts	22.34% 21
<b>TOTAL</b>	<b>94</b>

**Q11 Please provide any thoughts, ideas and feedback for the MIAA COVID-19 Task Force to consider:**

Answered: 49 Skipped: 67