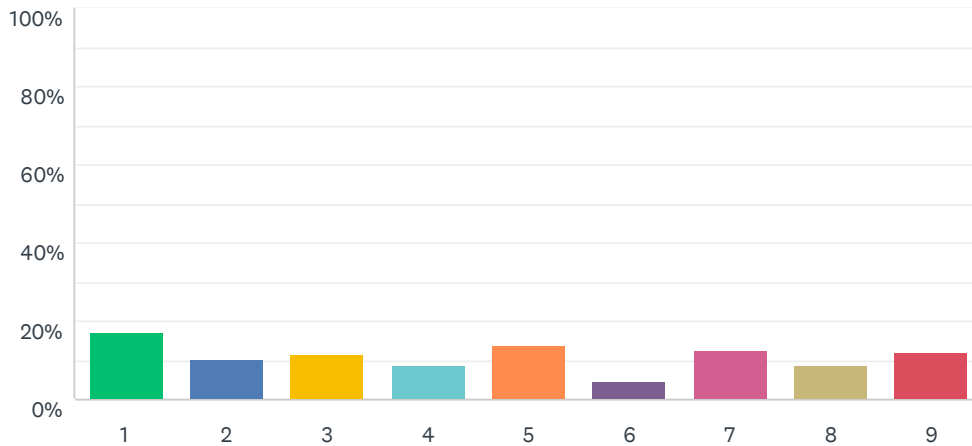


# Q1 What MIAA District are you located in? (New Districts beginning in the 2020-2021 school year - [CLICK HERE](#) for Member School List with new district information )

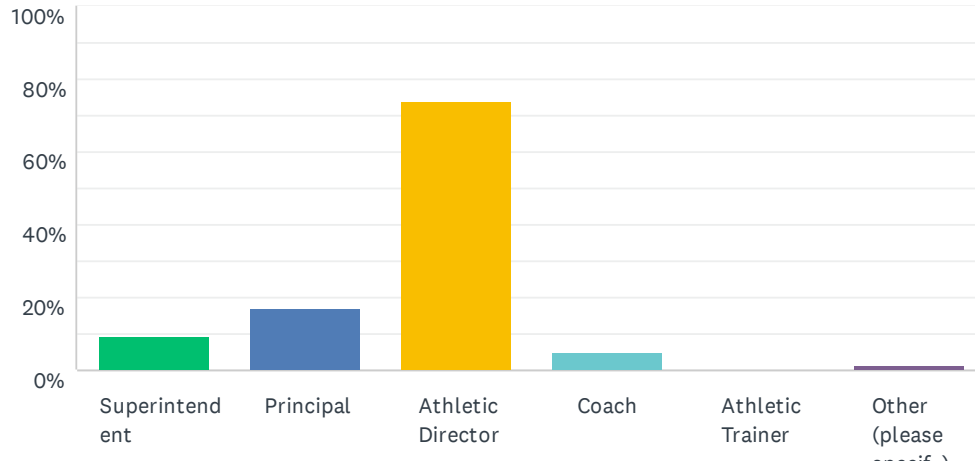
Answered: 277 Skipped: 0



ANSWER CHOICES	RESPONSES	
1	17.33%	48
2	10.11%	28
3	11.55%	32
4	9.03%	25
5	14.08%	39
6	4.69%	13
7	12.64%	35
8	8.66%	24
9	11.91%	33
<b>TOTAL</b>		<b>277</b>

## Q2 What is your title? (select all that apply)

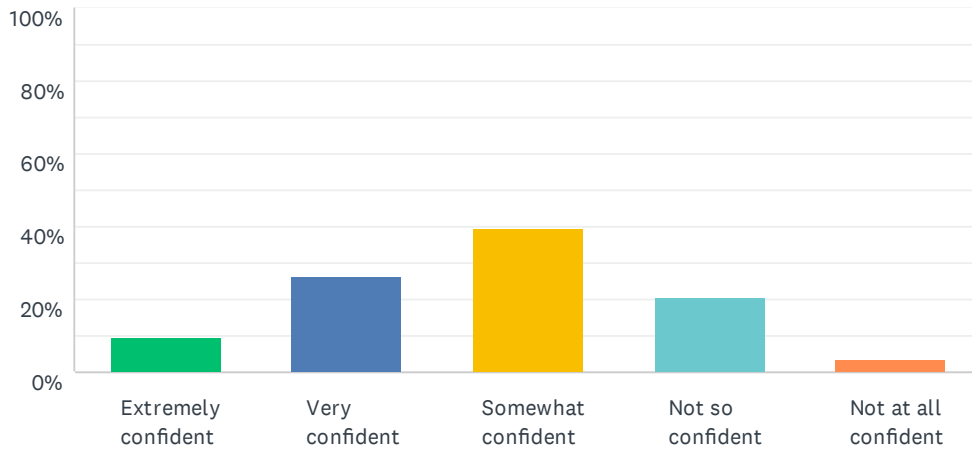
Answered: 277 Skipped: 0



ANSWER CHOICES	RESPONSES	
Superintendent	9.39%	26
Principal	16.97%	47
Athletic Director	74.01%	205
Coach	5.05%	14
Athletic Trainer	0.00%	0
Other (please specify)	1.44%	4
Total Respondents: 277		

### Q3 Based on the current knowledge you have regarding the parameters by DESE, how confident are you with YOUR school's ability to open, as scheduled in the Fall?

Answered: 277 Skipped: 0



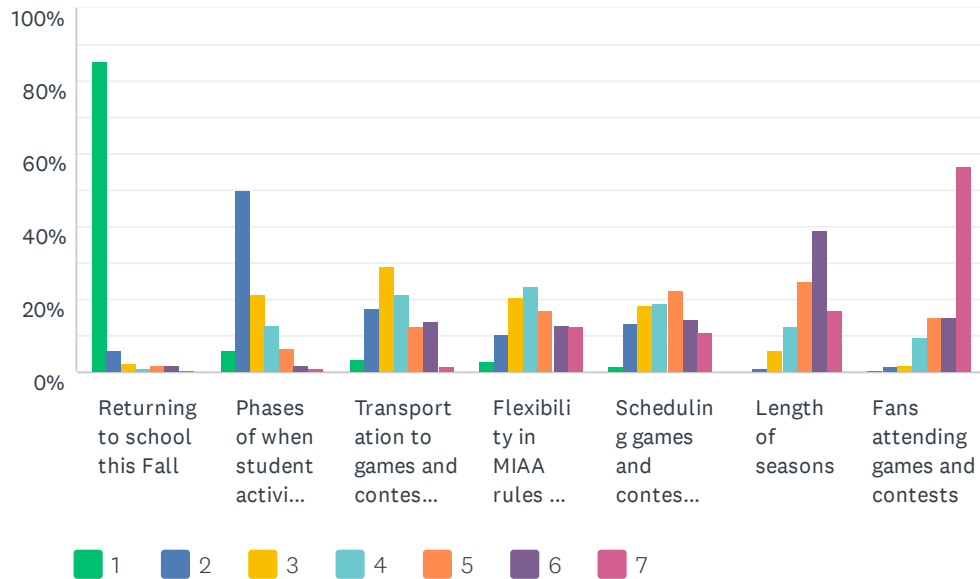
ANSWER CHOICES	RESPONSES	
Extremely confident	9.75%	27
Very confident	26.71%	74
Somewhat confident	39.35%	109
Not so confident	20.58%	57
Not at all confident	3.61%	10
<b>TOTAL</b>		<b>277</b>

**Q4 Briefly describe your greatest concern for the 2020-2021 school year related to COVID-19:**

Answered: 248 Skipped: 29

## Q5 OPERATIONS: Regarding athletics, please rank the following in order of importance from 1 to 7 where 1 is the most important and 7 is least important.

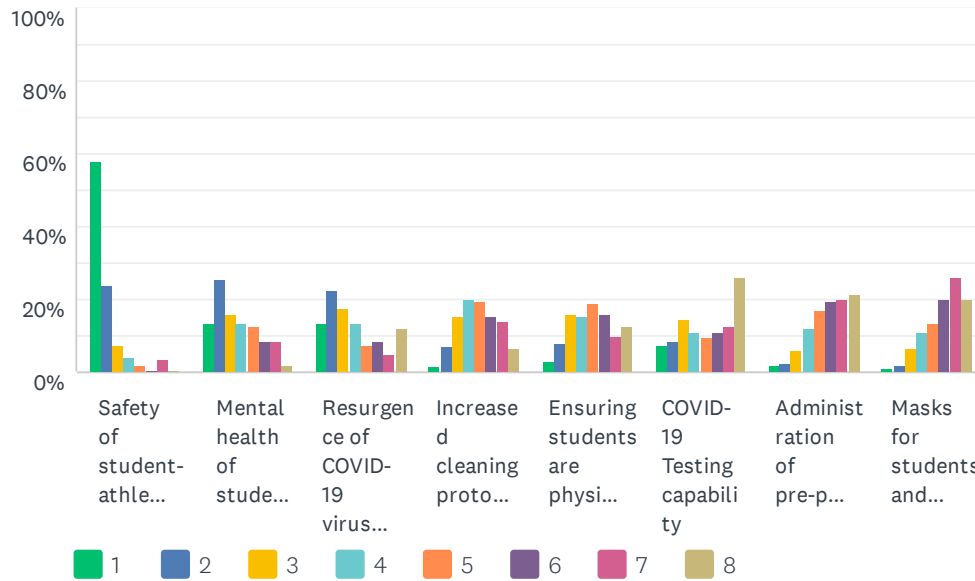
Answered: 277 Skipped: 0



	1	2	3	4	5	6	7	TOTAL	SCORE
Returning to school this Fall	85.56% 237	6.14% 17	2.53% 7	1.08% 3	1.81% 5	2.17% 6	0.72% 2	277	6.63
Phases of when student activity can occur	5.78% 16	49.82% 138	21.66% 60	13.00% 36	6.50% 18	2.17% 6	1.08% 3	277	5.25
Transportation to games and contests this Fall	3.61% 10	17.33% 48	29.24% 81	21.66% 60	12.64% 35	14.08% 39	1.44% 4	277	4.30
Flexibility in MIAA rules and DESE regulations	3.25% 9	10.47% 29	20.58% 57	23.47% 65	16.97% 47	13.00% 36	12.27% 34	277	3.71
Scheduling games and contests this Fall	1.44% 4	13.72% 38	18.41% 51	18.77% 52	22.38% 62	14.44% 40	10.83% 30	277	3.66
Length of seasons	0.00% 0	1.08% 3	5.78% 16	12.27% 34	24.91% 69	38.99% 108	16.97% 47	277	2.54
Fans attending games and contests	0.36% 1	1.44% 4	1.81% 5	9.75% 27	14.80% 41	15.16% 42	56.68% 157	277	1.91

## Q6 HEALTH & SAFETY: Regarding athletics, please rank the following in order of importance from 1 to 8 where 1 is most important and 8 is least important.

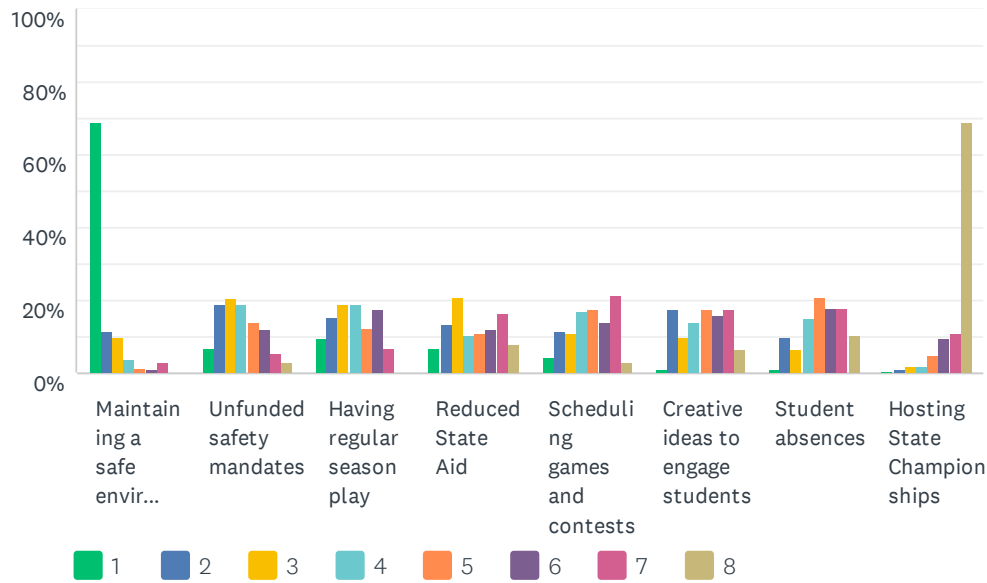
Answered: 277 Skipped: 0



	1	2	3	4	5	6	7	8	TOTAL	SCORE
Safety of student-athletes, coaches, and officials	58.12% 161	23.83% 66	7.58% 21	3.97% 11	1.81% 5	0.72% 2	3.61% 10	0.36% 1	277	7.14
Mental health of student-athletes	13.36% 37	25.63% 71	16.25% 45	13.36% 37	12.27% 34	8.66% 24	8.66% 24	1.81% 5	277	5.45
Resurgence of COVID-19 virus this Fall	13.36% 37	22.38% 62	17.69% 49	13.36% 37	7.58% 21	8.66% 24	5.05% 14	11.91% 33	277	5.15
Increased cleaning protocols for athletic facilities	1.44% 4	7.22% 20	15.52% 43	20.22% 56	19.49% 54	15.52% 43	14.08% 39	6.50% 18	277	4.16
Ensuring students are physically ready to return to athletic participation	2.89% 8	7.94% 22	16.25% 45	15.52% 43	19.13% 53	15.88% 44	10.11% 28	12.27% 34	277	4.10
COVID-19 Testing capability	7.58% 21	8.30% 23	14.44% 40	10.83% 30	9.39% 26	10.83% 30	12.64% 35	25.99% 72	277	3.81
Administration of pre-participation physical exams	2.17% 6	2.53% 7	5.78% 16	11.91% 33	16.97% 47	19.49% 54	19.86% 55	21.30% 59	277	3.17
Masks for students and coaches	1.08% 3	2.17% 6	6.50% 18	10.83% 30	13.36% 37	20.22% 56	25.99% 72	19.86% 55	277	3.03

## Q7 GENERAL: Regarding athletics, please rank the following in order of importance from 1 to 8 where 1 is most important and 8 is least important.

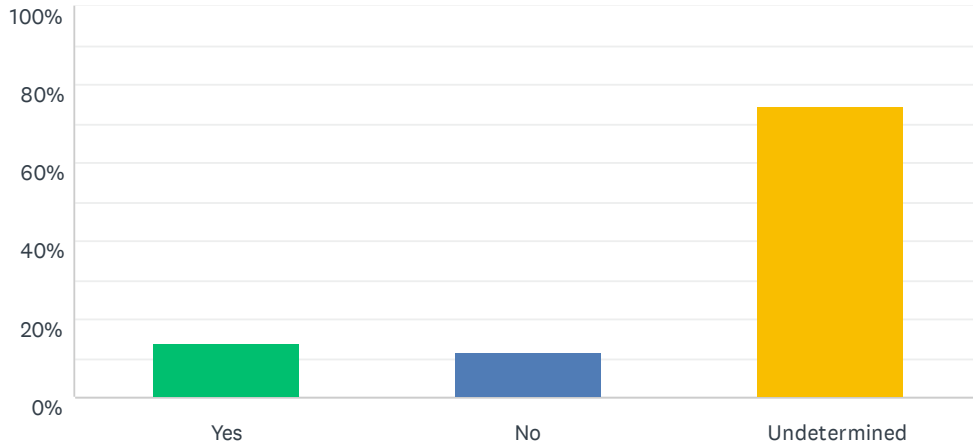
Answered: 277 Skipped: 0



	1	2	3	4	5	6	7	8	TOTAL	SCORE
Maintaining a safe environment	68.95% 191	11.55% 32	10.11% 28	3.97% 11	1.44% 4	1.08% 3	2.89% 8	0.00% 0	277	7.28
Unfunded safety mandates	7.22% 20	19.13% 53	20.58% 57	18.77% 52	14.08% 39	11.91% 33	5.42% 15	2.89% 8	277	5.15
Having regular season play	9.75% 27	15.52% 43	19.13% 53	18.77% 52	12.27% 34	17.69% 49	6.86% 19	0.00% 0	277	5.11
Reduced State Aid	7.22% 20	13.72% 38	20.94% 58	10.47% 29	11.19% 31	11.91% 33	16.61% 46	7.94% 22	277	4.53
Scheduling games and contests	4.33% 12	11.55% 32	10.83% 30	16.97% 47	17.33% 48	14.08% 39	21.66% 60	3.25% 9	277	4.23
Creative ideas to engage students	1.08% 3	17.33% 48	10.11% 28	14.08% 39	17.69% 49	15.88% 44	17.33% 48	6.50% 18	277	4.21
Student absences	1.08% 3	10.11% 28	6.50% 18	14.80% 41	20.94% 58	18.05% 50	18.05% 50	10.47% 29	277	3.77
Hosting State Championships	0.36% 1	1.08% 3	1.81% 5	2.17% 6	5.05% 14	9.39% 26	11.19% 31	68.95% 191	277	1.72

### Q8 Regarding athletics, is your school or district considering limitations on scheduling of interscholastic opponents to league or district schools only?

Answered: 276 Skipped: 1

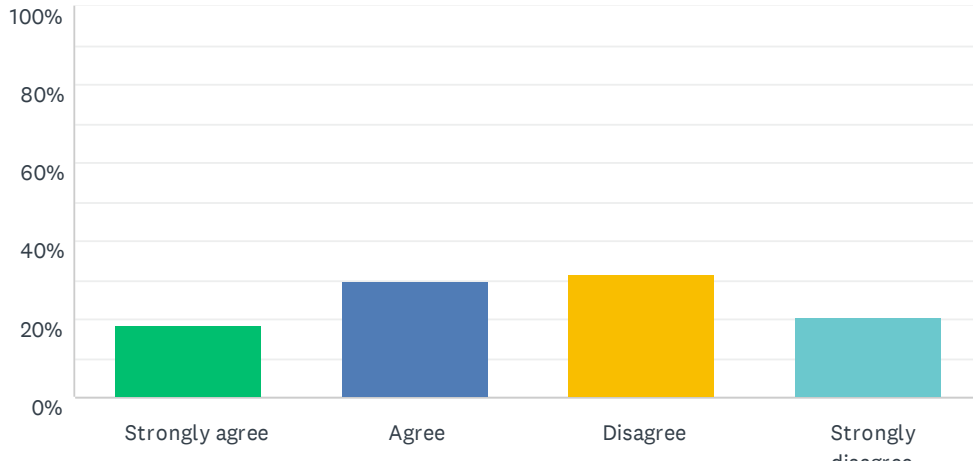


ANSWER CHOICES	RESPONSES	
Yes	14.13%	39
No	11.59%	32
Undetermined	74.28%	205
<b>TOTAL</b>		<b>276</b>



## Q9 Interscholastic athletics should be held even if schools are closed to in-person learning.

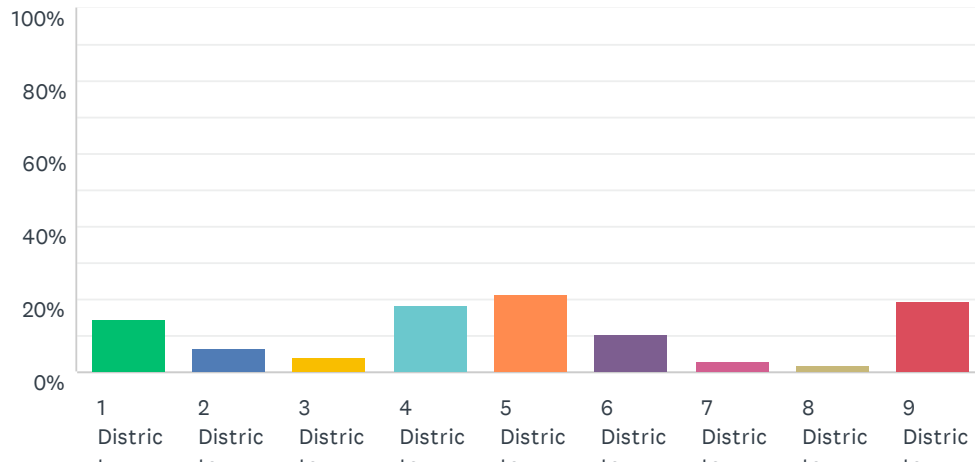
Answered: 277 Skipped: 0



ANSWER CHOICES	RESPONSES	
Strongly agree	18.41%	51
Agree	29.60%	82
Disagree	31.41%	87
Strongly disagree	20.58%	57
<b>TOTAL</b>		<b>277</b>

## Q10 If there are regional closings due to COVID-19, what do you feel is the minimum number of Districts needed to conduct MIAA post-season tournaments?

Answered: 252 Skipped: 25



ANSWER CHOICES	RESPONSES	
1 District	14.68%	37
2 Districts	6.35%	16
3 Districts	3.97%	10
4 Districts	18.65%	47
5 Districts	21.43%	54
6 Districts	10.32%	26
7 Districts	3.17%	8
8 Districts	1.98%	5
9 Districts	19.44%	49
<b>TOTAL</b>		<b>252</b>

**Q11 Please provide any thoughts, ideas and feedback for the MIAA  
COVID-19 Task Force to consider:**

Answered: 136 Skipped: 141